



Kiruhura District local government



IMPLEMENTATION OF CONTINUOUS QUALITY IMPROVEMENT FOR TB CONTROL INDICATORS IN KIRUHURA DISTRICT

A PRESENTATION BY

Dr Kamy Ivan – DHO

And

Munyamahoro Leonard – DTLS

22ND/9/2022



Background



- **Kiruhura District is composed of 14 sub-counties, 56 parishes and 303 Villages with a total population of 198700 people.**
- **Tuberculosis (TB) screening, testing, diagnosis and treatment services are routinely provided at all the 13 HCIIIs, Kiruhura HCIV and Rushere Hospital and at Rurambira HCII.**
- **Owing to TB incidence, it is expected that there are 178 TB patients in every 100,000 population. This means that in Kiruhura it is projected that there are 348 TB patients in this FY 2021/2022**



Methods



The District has undertaken various measures to detect all TB cases in our communities and successfully treat them. Tremendous improvement in case finding and treatment success has been observed.

The measures included:

- **Leadership and Governance-** Analyzed performance for previous year, developed a Quality improvement project on TB case finding led by the DHO, DTLS and the entire DHT at district level and similar projects were cascaded to health units.
- **Human resource-** Scaled down TB diagnostic services to 13 out of the 14 sub counties, recruited 7 microscopists with TASO support, Recruited 7 Laboratory assistants 10 clinical officers, Capacity building among newly recruited staff and In-charges, Reprimanded non performing laboratory staff,
- **Infrastructre-** Upgraded 7 health Centre II to Health Centre III to reach all sub counties



Methods Cont.....



- **Logistics and Supplies-** strengthened Timely and accurate ordering, conducted redistribution among facilities, obtained gene Xpert Machine, TB LAMP machine and 7 microscopes to facilities, installed power back up for the gene XPert using PHC development Funds.
- **Service delivery-** Targeted support supervision to poorly performing facilities, strengthened supervised contact tracing, conducted community TB screening outreaches, strengthened integration of TB services in existing outreaches
- **Health Financing-** with support from TASO, 7 microscopists were paid monthly salaries, and facilitated contact tracing and TB community outreaches
- **Monitoring and Evaluation-** Target setting to critical staff(clinicians and Laboratory), created whats'app platform for weekly reporting and monitoring, plotted monthly performance graphs at DHO's office



Kiruhura District Local Government

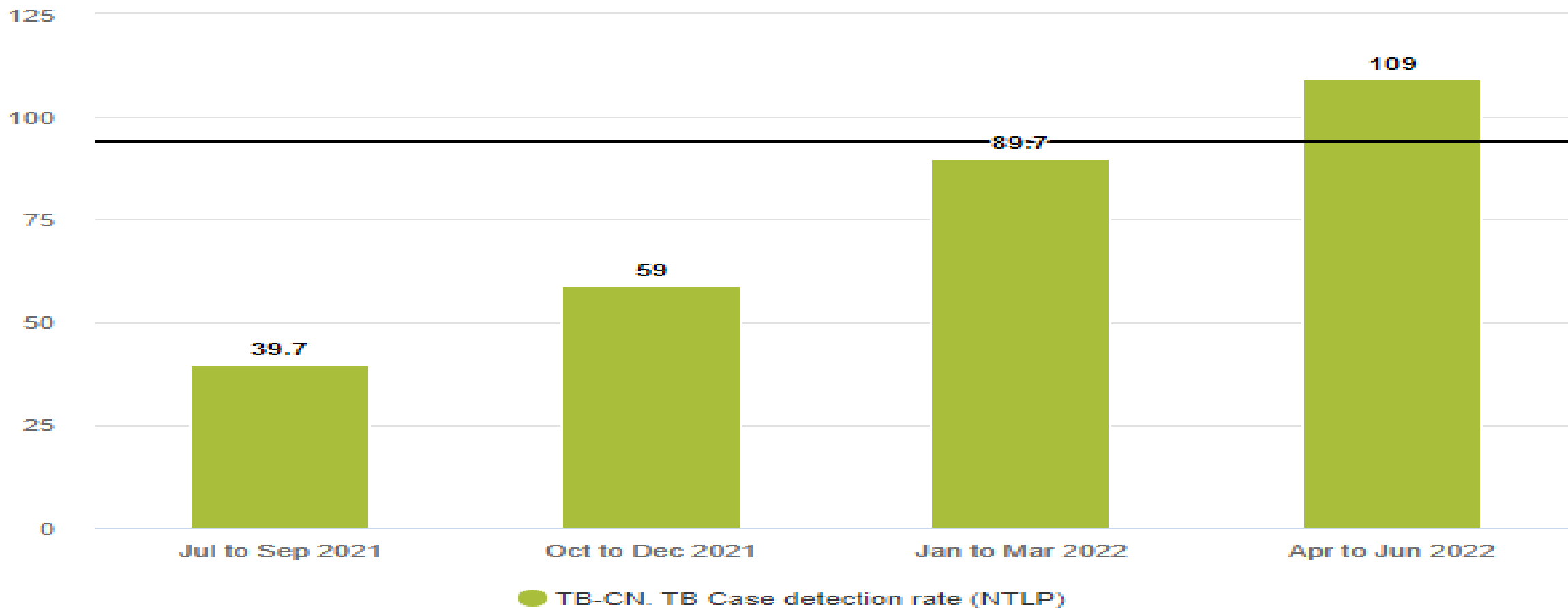
TB case detection rate per quarter FY 2021/2022



TB-CN-12-TB Case detection rate



Kiruhura District

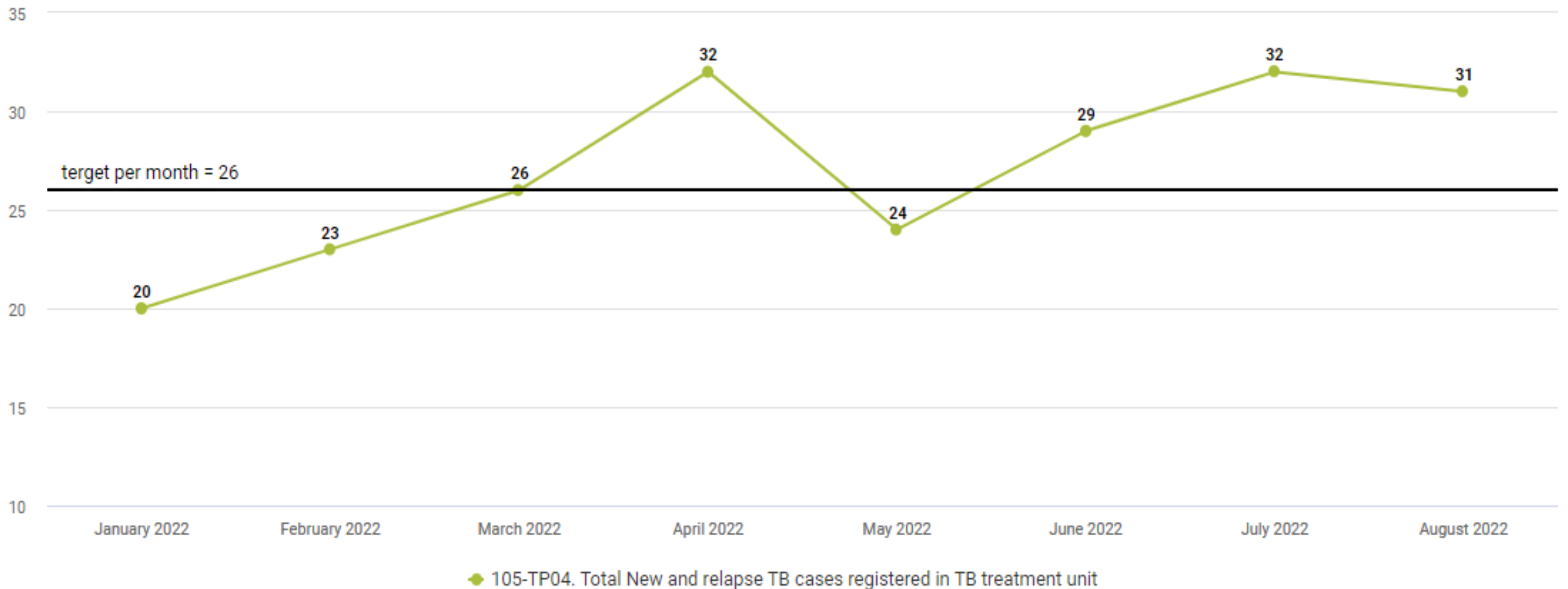




Number of TB cases notified per month from January 2022 to date



Number of incident TB cases notified per Month





Kiruhura District Local Government

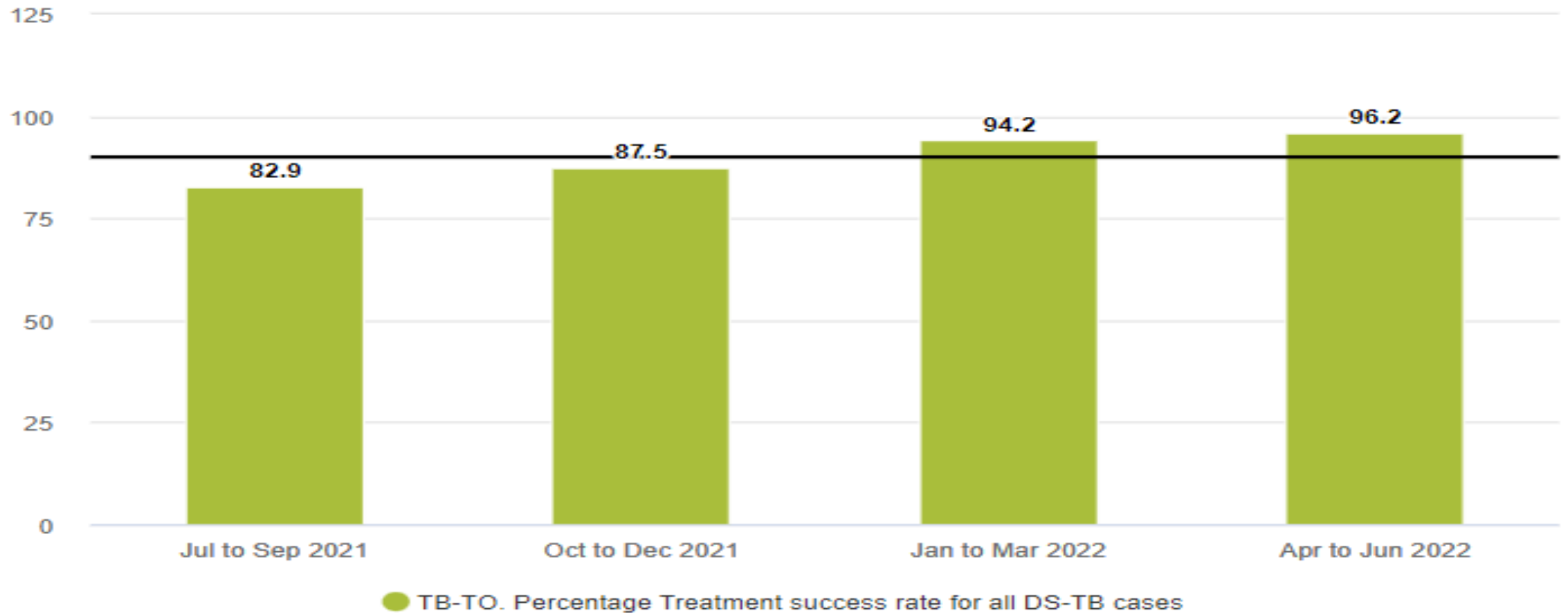
Treatment success rate per quarter FY 2021/2022



TB TO - 01 : TB treatment Success Rate (All cases all for... [✉](#)



Health Facility levels in Kiruhura District





Results



- Case detection improved from 39.7% in July – September 2021 quarter to 109% in April To June 2022 quarter
- Treatment success rate improved from 82.9% to 96.2% in July to September 2021 and April to June 2022 respectively



Discussion and conclusion



Continuous Quality improvement with system strengthening gradually improves TB control indicators (TB case finding and TB treatment success rate) as seen in the performance Graphs

In this case, Case detection improved from 39.7% to 109% and treatment success rate improved from 82.9% to 96.2%



Acknowledgement



- **Ministry of Health**
- **Implementing Partners -USAID TASO/LPHS-Ankole, UPMB, EGPAF, and World Bank**
- **Political Leadership**
- **CAO**
- **DHT and DHMT**
- **All the health workers of Kiruhura District**